


# EQUIPMENT RANGE

• In spare parts shops • In car dealerships • In hardware stores • etc.

## A WIDE RANGE OF SOLUTIONS FOR YOUR STORAGE NEEDS





## AD'VANCE & EPSIVOL

# Two models of shelving

ensure optimum satisfaction of equipment requirements

**Many dimensions available so your storage can be tailored to the configuration of your storeroom, garage, car dealership, etc.**

- Ad'vance shelving offers shelf lengths of 1,000 mm, 1,250 mm and 1,300 mm and depths of 300 mm to 800 mm.
- From 150 to 360 kg per level and 3,000 kg per bay in Ad'vance depending on configuration (maximum uniformly distributed load capacities).

**Various accessories and equipment allow you to design optimised storage of products in the available area.**

Heights	Widths	Depths	
From 1,000 to 7,500 mm in increments of 250 mm	1.000 mm 1.250 mm 1.300 mm	300 mm 400 mm 500 mm	600 mm 700 mm 800 mm



Many accessories are available to ensure our shelving is ideally suited to your environment. They are all designed for use in spare parts shops, warehouses, storerooms, car dealerships, hardware stores, etc



# Epsivol

Heights	Widths		Depths	
From 1,000 to 8,500 mm in increments of 250 mm	1.000 mm	2.250 mm	400 mm	900 mm
	1.250 mm	2.500 mm	500 mm	1.000 mm
	1.500 mm	2.700 mm	600 mm	1.100 mm
	1.800 mm	3.000 mm	700 mm	1.200 mm
	2.000 mm		800 mm	

- The Epsivol shelving comprises beams with lengths of 1,000 mm to 3,000 mm and shelves with depths from 400 mm to 1,200 mm.

## Adapted to configurations of mezzanines over shelving.

For optimising the surface area of your shop or your storeroom whilst allowing storage of a maximum amount of equipment.

## Large selection of beams and shelves to suit your needs:

- Shelves can be chipboard 19 mm, white melamine 19 mm, mesh, tubular or wire (for storing boxes, pots, equipment, canisters, etc.)
- Step beams, "Z", rectangular or tyre beams (for optimised storage in a configuration adapted to the weight of your boxes, containers, tyres, etc.)

## Shelving suitable for significant loads per level, designed for storing pots, heavy and bulky parts, etc.

- Up to 1.500 kg per level and 4,500 kg per bay for Epsivol depending on configuration (maximum uniformly distributed load capacities).

## Scalable shelving that can be adapted to all kinds of use.

Storage in boxes, order picking, tyre storage, vertical storage, etc.



*In mesh version: this range ensures completely safe storage. With additional containment tray, it is ideal for storing canisters, drums, etc.*





## AD'VANCE & EPSIVOL

# A huge range of accessories

for a practical and efficient solution to your storage needs

The range of equipment for shelving



### 1 Uprights

Uprights profile 43x39 mm with side perforations every 25 mm for shelf adjustment and perforations every 50 mm on the front for attaching accessories.

### 2 Shelves

Shelves perforated every 50 mm for fitting dividers.

### 3 Shelf reinforcements

- Omega profile reinforcements mounted on crossbars under the shelf.
- Increases load capacity.

## Back walls and side panels

### 4 Galvanised steel sheet side panels

- Galvanised steel sheet for full coverage and better insulation of the shelving.

### 5 Steel sheet back walls

- Galvanised steel sheet for full coverage and better insulation of the shelving.

### 6 Perforated steel sheet back walls

- Galvanised steel sheet for full coverage and better insulation of the shelving and for fixing blister support hooks.

### 7 Perforated bay-end side panels

- Galvanised perforated steel sheet, diameter 5 mm – distance between perforations: 25 mm for practical mounting of small parts and blister support hooks.

### 8 Galvanised back walls that support plastic bins

- By modules 500 mm high.
- For fitting hanging bins on the shelving.

### 9 Steel sheet dividers

Available as half-height or intermediary dividers (which fit into the shelf perforations), full-height dividers (which are inserted between two shelf levels) and angled dividers.

### 10 Doors with lock

- Standard colour grey RAL7035.
- Heights: 1,000, 1,250 or 2,000 mm.
- Widths: 1,000 or 1,250 mm.

### 11 Sliding drawers with option to fit dividers inside

- Standard colour grey RAL 7035.
- Widths: 1,000, 1,250 or 1,300 mm.
- Heights: 150 or 75 mm.
- Depths: 400, 500 or 600 mm.

### 12 Floor trims

- Height: 50 mm.
- Lengths: 1,000, 1,250 or 1,300 mm.

### 13 Shelf infills

To provide continuity between shelves on the same level of storage. Ideal for storing small parts.



### 14 Shelf upstands for front or back of shelving

- Fit into the side perforations on the uprights.
- Can also be used in conjunction with angled or half-height dividers to form compartments.
- Heights: 100 or 200 mm.
- Lengths: 1,000 or 1,250 mm.

### 15 Gangway signs 100x150 mm

### 16 Reinforcement crossbars

allowing shelving to be used from both sides.

### 17 Tyre beams

- Beams specially designed to match the shape of tyres.
- Lengths: 1,000, 1,250 or 1,300 mm.

### 18 Upstand trims

for a better finish or to aid identification.

### 19 Hanger bars/Matt supports

for easy mounting of your products on hangers.

### 20 Foot protections for uprights,

recommended at edges of gangways.

### 21 Containment trays

for proper storage of non-corrosive pollutants.

### 22 Angled shelves


for easier, more convenient access. Ideal for order picking.

### 23 Horizontal arch dividers

for clear division of your tyres.

## The range of equipment for EPSIVOL shelving

**Epsivol**



### 1 Frames

- "Bottle" profile uprights 50 x 50 mm - 1.5 mm thick.
- Colour blue RAL 5015.

### 2 Beams

- Colour pearl grey RAL 7035.
- Welded connecting parts with 3 location points for maximum rigidity.

### 3 Vertical steel sheet dividers

- Fit between 2 perforated beams.
- Heights: 400, 500, 600 or 800 mm.
- Depths: 600, 800, 1000 or 1200 mm.

### 4 Vertical wire dividers, diameter 8 mm

- tube is inserted between 2 beam levels for efficient division of products.
- Fit between 2 perforated beams.
- Heights: 340, 440, 540 or 740 mm.

### 5 Dividers for rectangular beams

- A** Dividing arms, length 500 mm.
- B** Horizontal dividers: height 500 mm, depth 500 to 1200 mm.
- C** Vertical dividers: 500 x 500 mm.



### 6 Upstand trims

- for a better finish or improved legibility. Allows you to display your references.

### 7 Mesh side panels

- protect and secure the products stored and allow hanging of blister support hooks.

### 8 Mesh back walls

- protect and secure the products stored and allow hanging of blister support hooks.

### 9 Special horizontal arch dividers for tyres:

- tube is inserted between 2 beam levels for efficient division of your tyres.

### 10 Matt supports

- for easy storage on hooks and for saving space.

### 11 Exhaust supports

- allow suspension of parts in the shelving bay for improved accessibility.

### 12 Foot protection for uprights,

- recommended at edges of gangways.

### 13 Containment trays

- for proper storage of non-corrosive pollutants.

### 14 Floor trims



## Installation and use

of the equipment range with Ad'vance and Epsivol shelving, the Flip industrial partition or the Omega PF4 mezzanine.



### In order picking version:

the Equipment range of shelving allows you to save time thanks to organised storage.

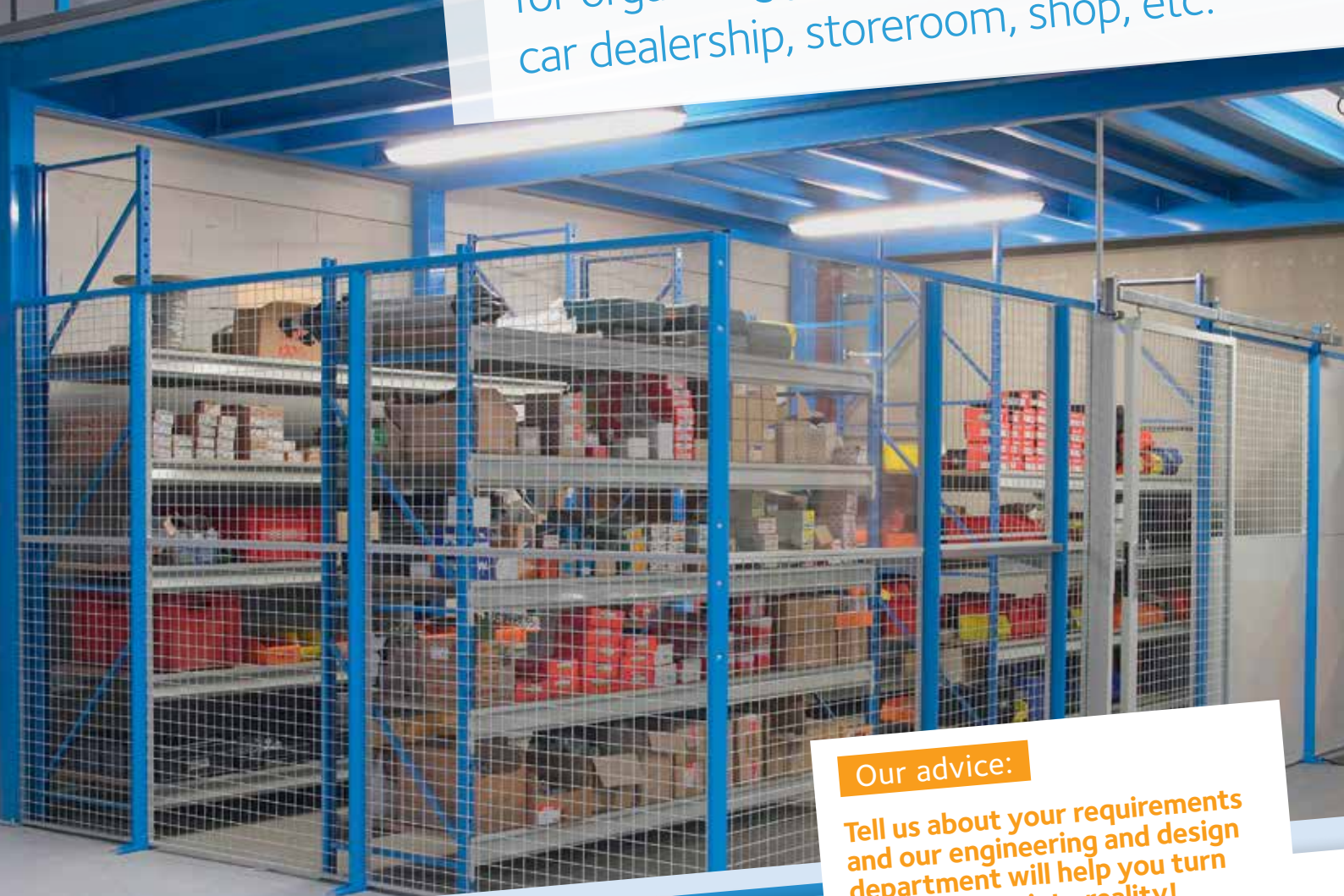


Designed for organising your warehouse or **car dealership**, our Equipment shelving has been tailored for storing tyres and can be used on several levels to increase the surface area of your storage facilities!





**A comprehensive solution**  
for organising your warehouse,  
car dealership, storeroom, shop, etc.



**Our advice:**

**Tell us about your requirements  
and our engineering and design  
department will help you turn  
your projects into reality!**



Design and method of calculation certified according to FEM 10.2.06 recommendations, **guaranteeing your complete safety and excellent quality.**



**Want to add some colour?** Wide range of RAL colours available (+5%).  
Other colours available

Standard colour



5015



7035



9010



9006



9005



7024



6011



5018



5010



3000



2004



1013



1004

**A WIDE RANGE OF SOLUTIONS FOR YOUR STORAGE NEEDS**

**MANORGA**  
THE PERMANENT INNOVATION

Non-contractual pictures, installation examples. [www.ostel.be](http://www.ostel.be)